

User's Manual and Installation Instructions for the Racore Keyboard Adapter Cable (Model 3200)

Introduction

The **Racore** Keyboard Adapter allows you to communicate with your IBM PCjr using your IBM PCjr keyboard, any IBM PCjr compatible keyboard, or any IBM PC compatible keyboard. The **Racore** Keyboard Adapter overrides the infra-red keyboard link.

*IBM, IBM PC, and IBM PCjr are registered trademarks of International Business Machine Corporation
RACORE and RACORE Companions are trademarks of RACORE COMPUTER PRODUCTS, INC.
1985 RACORE COMPUTER PRODUCTS, INC.*

**RACORE Computer
Products, Inc.**
2070 No. Redwood Rd.
Salt Lake City,
UT 84116
801-596-0265



Federal Communications Commission Radio Frequency Interference Statement

Warning: This equipment has been certified to comply with the limits for a Class B computer device, pursuant to Subpart J of Part 15 of FCC Rules. Only peripherals (computer input/output devices, terminals, printers, etc.) certified to comply with the Class B limits may be attached to this device. Operations with non-certified peripherals is likely to result in interference to radio and TV reception.

Instructions to User

This equipment generates and uses radio frequency energy. If not installed and used properly in strict accordance with the operating instructions, it may cause interference to radio or television reception. It has been tested and complies with the limits for a Class B computing device, pursuant to Subpart J of Part 15 of FCC Rules to provide reasonable protection against such interference when operated in a residential installation.

If this equipment does cause interference to radio or television reception, which can be determined by turning the equipment off and on, the user is encouraged to try to correct the interference by taking one or more of the following measures:

- Reorient the receiving antenna.
- Relocate the equipment with respect to the receiver.
- Move the equipment away from the receiver.

- Plug the equipment into a different outlet so that equipment and receiver are on different branch circuits.
- Ensure that side assembly mounting screws, and all cables are tightly secured.
- It is necessary to use shielded, grounded cables with all peripherals. Make sure your **Non-Racore** peripheral equipment has grounded cables.

If necessary, consult your dealer service representative for additional suggestions.

The manufacturer is not responsible for any radio or TV interference caused by unauthorized modifications to this equipment. It is the responsibility of the user to correct such interference.

Caution

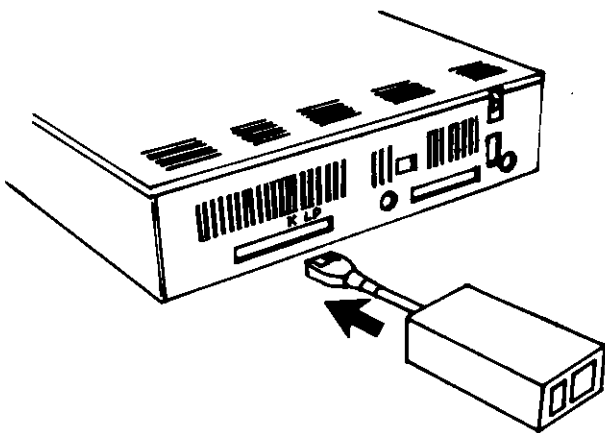
This system may be damaged by attaching or detaching boards or peripherals from the system with the power on.

Installation Instructions

The following is a step by step set of instructions for installation of the **Racore Keyboard Adapter**.

- 1** Turn your IBM PCjr's power off.
- 2** Turn all external option power off (printer, TV, etc.).
- 3** Unplug the power cords for IBM PCjr and all options from the wall outlets.
- 4** Turn your IBM PCjr so the rear is toward you.
- 5** Plug the end of the **Racore Keyboard Adapter** marked "K" and "LP" into the IBM PCjr connector marked "K" and "LP".

Note The letters should be facing up when you plug the cable into the IBM PCjr.



Keyboard Adapter

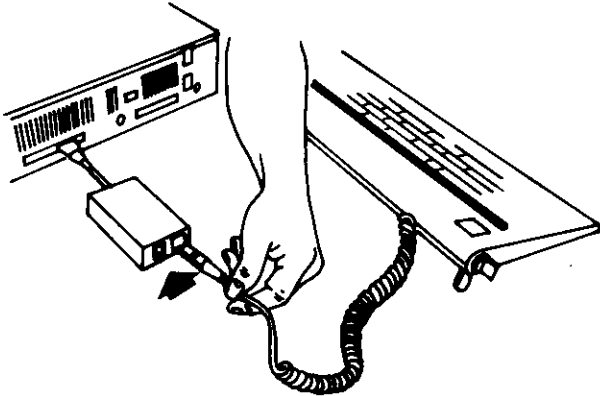
6

When using your IBM PCjr keyboard, plug the coiled telephone cable into the telephone connectors on both the IBM PCjr keyboard and the **Racore Keyboard Adapter**.



7

When using your IBM PC keyboard, plug the IBM PC keyboard's 5 pin DIN connector into the 5 pin DIN connector on the **Racore Keyboard Adapter**.



8

Plug the IBM PCjr and all option power cords into wall outlets.

Racore Computer Products

Limited Warranty

Racore Corporation warrants their products to be in working order for a period of one year from the date of original purchase. Should a Racore product fail to be in working order during this one year period, Racore will repair or replace that product, at its option, at no charge except as set forth below. Replacement products or repair parts will be furnished on a replacement basis and will be either new or reconditioned. Service to repair damage to the product resulting from accident, misuse, disaster or non-Racore modifications to the product is not covered by this limited warranty.

Limited Warranty service may be obtained by mailing the product and proof of purchase to: Racore Computer Products, 2070 N. Redwood Road, Salt Lake City, Utah 84116. If you mail the product, you insure the product or assume risk of loss or damage due to shipping. You also assume the cost of shipping to Racore Computer Products.


All express and implied warranties for this product including the warranties of merchantability and fitness for a particular purpose, are limited in duration to a period of one year from the date of original purchase, and no warranties, whether express or implied, will apply after this period. Some states do not allow limitations on how long an implied warranty lasts, so the above limitations may not apply to you.

If this product is not in good working order as warranted above, your sole remedy shall be repair or replacement as provided above. In no event will Racore be liable to you for any damages, including lost profits, lost savings or other incidental or consequential damages arising out of this use of or inability to use such product, even if Racore or an authorized Racore dealer has been advised of the possibility of such damages, or for any claim by any other party.

Some States do not allow the exclusion of limitation of incidental or consequential damages for consumer products, so the above limitation or exclusions may not apply to you.

This warranty gives you specific legal rights, and you may also have other rights which may vary from State to State.





**Racore Computer
Productions, Inc.**

Eng./Mfg. Office
2070 N. Redwood #55
Salt Lake City, UT
84116
801-596-0265

Racore Computer Products

Dear Customer,

Sometimes there are changes and updates in computer products. At Racore, we want to keep you updated on our products. Please complete and return the attached card. This information is necessary for warranty validation of your merchandise.

Your Racore serial number (S/N) is found on the sticker on the rear of your Racore product (by the power connection).

.....

Name: _____

Address: _____

City: _____

State: _____ Zip: _____

The Date of Purchase: _____

Serial Number: _____

Where did you buy our product?

Store Name: _____

City: _____ State: _____

Comments:

**RACORE Computer
Products, Inc.**

Eng/Mfg. Office
2070 N. Redwood #55
Salt Lake City, Utah
84116

Racore Products For Your Pcjr

The following is a list of additional **Racore** products you will find useful in the operation of your PCjr. If you would like to order any of these products, or need additional information about any **Racore** PCjr product, please contact the **Racore Marketing/Sales Office**.

RACORE DRIVE TWO PLUS DMA OPTION

If your current version of the Drive Two Plus does not have DMA installed you may purchase this as an option. It will allow you to type on the keyboard while the disk drives are running, allow you to operate a modem at 1200 baud, and may increase operating speed of some disk intensive programs. (Order Model #1502)

RACORE 10/20MB FIXED DISK

This package will add 10/20 Megabytes of disk storage to your PCjr. This is the equivalent of 30/60 floppy disks in the system at one time. This hard disk will load and save programs several times faster than the floppy disk drives. Addition of this package to your PCjr will yield a machine comparable to the IBM XT. (Order Model #1511 or #1521)

RACORE 256K/512K MEMORY EXPANSION

This memory board plugs inside the Drive Two expansion chassis and allows the expansion of your PCjr memory up to the 640K memory limit. Now that you have the Drive Two, this is by far the least expensive way to add expansion memory. You may also purchase this memory board in the 256K version and later order the additional memory chips to increase it to the 512K limit. (Board Order Model #2101), (Chips Order Model #2102)

RACORE KEYBOARD ADAPTER

This product replaces the IBM keyboard cord for attaching the I.R. keyboard to the PCjr. In addition, the Keyboard Adapter allows the user to attach a big, full size IBM PC keyboard to the PCjr. You can even use both PC and PCjr keyboards at the same time. (Order Model #3200)

RACORE PC ID CARTRIDGE

Each IBM computer has a "Family ID Byte" in the ROM. Some software programs now look at that byte to decide what kind of machine it is running on (i.e. PC, XT, AT, PCjr). This cartridge changes the ID byte in the PCjr to look like a PC. Changing this byte allows some programs to operate on the PCjr that normally do not. For example, use of this cartridge allows you to use the Basic Programming language included in DOS without a cartridge. Also runs Copyipc. (Order Model #3400)

RACORE AUDIO AMP AND SPEAKER

If you operate your PCjr with a composite video monitor or other monitor that doesn't have a speaker, you may provide your PCjr with the ability to use its sophisticated sound capabilities by using this audio amp and speaker. It mounts inside your PCjr and provides excellent sound. (Order Model #3100)

RACORE INTERNAL FAN

Your **Racore** product is guaranteed to operate in all normal environments without the aid of extra cooling. Some users have special needs that will require extra cooling. **Racore** can provide you with an internally mounted fan that will provide that extra cooling for those harsh operating requirements. (Order Model #3500)

Racore Computer Products

Limited Warranty

Racore Corporation warrants their products to be in working order for a period of one year from the date of original purchase. Should a Racore product fail to be in working order during this one year period, Racore will repair or replace that product, at its option, at no charge except as set forth below. Replacement products or repair parts will be furnished on a replacement basis and will be either new or reconditioned. Service to repair damage to the product resulting from accident, misuse, disaster or non-Racore modifications to the product is no covered by this limited warranty.

Limited Warranty service may be obtained by delivering the product, and proof of purchase during the one year period, to any Authorized Racore Dealer or by mailing the product and proof of purchase to: Racore Corporation, 2070 N. Redwood Road, Salt Lake City, Utah 84116. If you mail the product, you insure the product of assume risk or loss or damage due to shipping. You also assume the cost of shipping to Racore Corporation.

All express and implied warranties for this product including the warranties of merchantability and fitness for a particular purpose, are limited in duration to a period of one year from the date of original purchase, and no warranties, whether express or implied, will apply after this period. Some states do not allow limitations on how long an implied warranty lasts, so the above limitations may not apply to you.

If this product is not in good working order as warranted above, your sole remedy shall be repair or replacement as provided above. In no event will Racore be liable to you for any damages, including lost profits, lost savings or other incidental or consequential damages arising out of the use of or inability to use such product, even if Racore or an authorized Racore dealer has been advised of the possibility of such damages, or for any claim by any other party.

Some States do not allow the exclusion of limitation of incidental or consequential damages for consumer products, so the above limitations or exclusions may not apply to you.

This warranty gives you specific legal rights, and you may also have other rights which may vary from State to State.

